

OUTPUT	15W (□80mm)
MODEL	8IN15GN4C, 8IN15S4C



### N - T CURVE

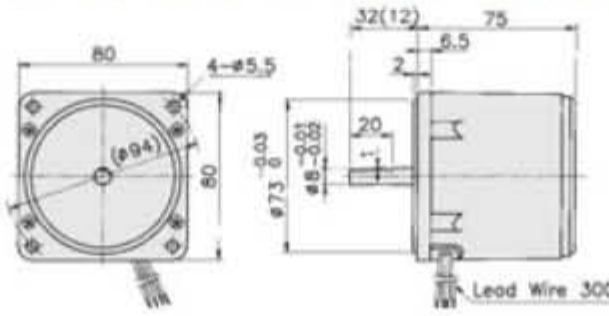
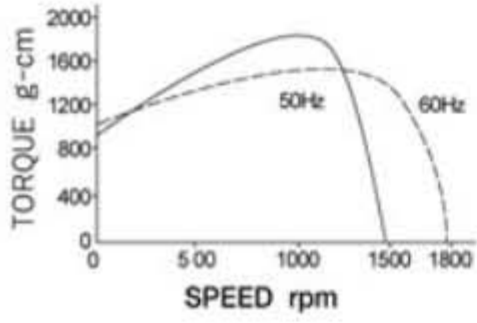
### MOTOR DIMENSIONS

### PINION SHAFT

⑧ 8IN15S4C  
8IN15GN4C

WEIGHT 1.5kg

www.MuGuL.com



MODULE 0.5  
PRESSURE ANGLE 20°  
TEETH No. 10  
DIAMETER φ7.2mm  
LENGTH 12mm

### ELECTRICAL PERFORMANCES

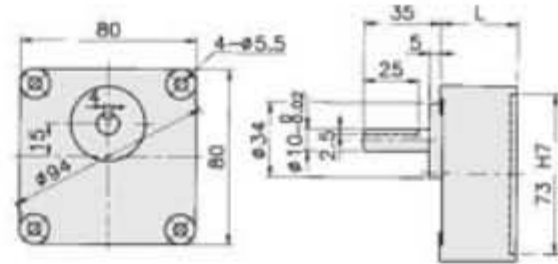
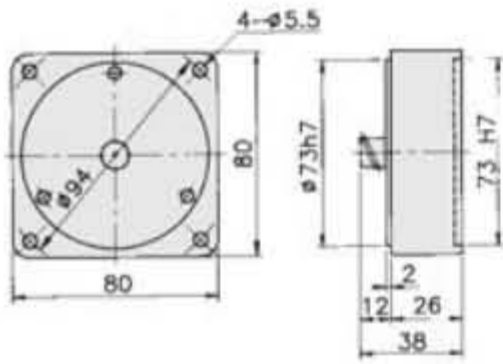
- SINGLE PHASE, 4 POLES, CONTINUOUS DUTY, INSULATION CLASS "E"

FIG NO.	MODEL		OUTPUT W	VOLTAGE V	FREQUENCY Hz	RATED					STARTING TORQUE		STARTING CURRENT mA	CAPACITOR μF
	STRAIGHT SHAFT	PINION SHAFT				SPEED rpm	INPUT W	CURRENT mA	TORQUE		kg-cm	N-m		
									kg-cm	N-m				
⑧	8IN15S4C	8IN15GN4C	15	220-240	50	1300	55	260	1.10	0.100	0.68	0.067	400	1.2
⑨	8IN25S4C	8IN25GN4C	25	220-240	50	1250	65	300	1.75	0.170	1.00	0.098	450	1.5
⑩	8IF35S4C	8IF35GN4C	35	220-240	50	1200	90	360	2.72	0.260	0.19	0.186	510	2.0

### DECIMAL GEAR HEAD (RATIO 1/10)

### GEAR HEAD (RATIO 1/3~1/180)

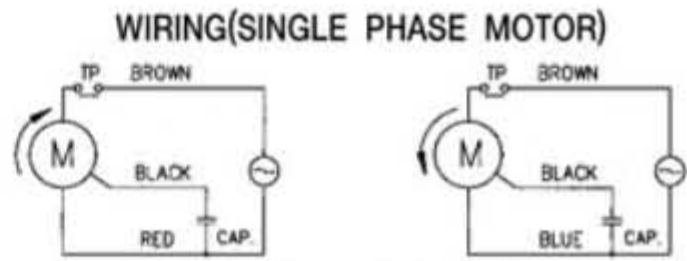
□ 8GN□B  
8GN□Y



www.MuGuL.com



GEAR RATIO	L mm	WEIGHT(kg)	BOLT
1/3~1/18	30	0.5	M5×50
1/25~1/180	40	0.6	M5×60



\*Facing output shaft

www.MuGuL.com

⊕ THE NORMAL TORQUE(kg-cm) IS THAT THE MOTOR & GEAR HEAD ARE DIRECTLY COUPLED.

⊕ INSERT THE DENOMINATOR OF REDUTION RATIO IN □ OF GEAR HEAD MODEL NAME.

⊕ ACTUAL ROTATION SPEED IS 2-15% LESS THAN SYNCHRONOUS SPEED.

DECIMAL GEAR HEAD	GEAR HEAD MODEL	SYNCHRONOUS SPEED (RPM)		500	300	200	120	100	60	50	30	20	15	10	6	5	3	2	1
		DENOMINATOR OF REDUCTION RATIO	50Hz	3	5	7.5	12.5	15	25	30	50	75	100	150	250	300	500	750	1500
			60Hz	3.6	6	9	15	18	30	36	60	90	120	180	300	360	600	900	1800
28DGN10Y	□8GN□Y, 8GN□B		2.6	4.4	6.6	11	13	20	24	35	53	71	100	D35	D35	D65	D80	D100	
28DGN10Y	□8GN□Y, 8GN□B		4.1	6.8	10	17	20	31	37	55	83	100	100	D35	D35	D65	D80	D100	
28DGN10Y	□8GN□Y, 8GN□B		7.6	13	19	32	38	57	68	100	100	100	100	D35	D35	D65	D80	D100	

■ COLOR INDICATES THAT THE ROTATION OF GEARHEAD SHAFT IS IN OPPOSITE DIRECTION AS OUTPUT SHAFT OF MOTOR  
D:USE DECIMAL GEAR